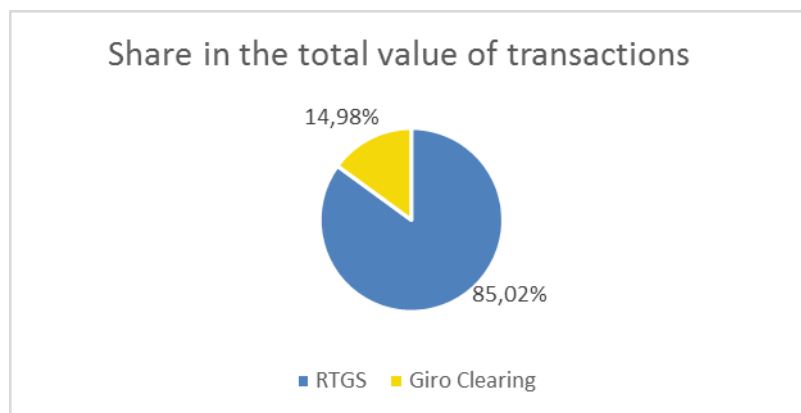
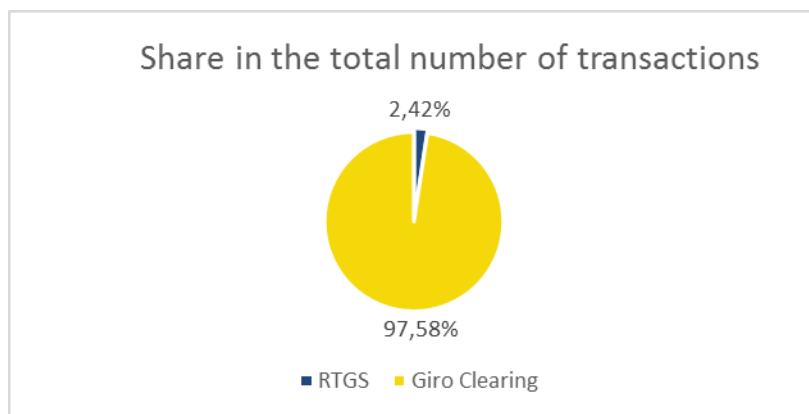




**REPORT ON RTGS AND GIRO CLEARING TRANSACTIONS FOR
JANUARY 2019.**

In the period from 1.01.-31.01.2019, the following transactions were carried out through RTGS and Giro Clearing systems:

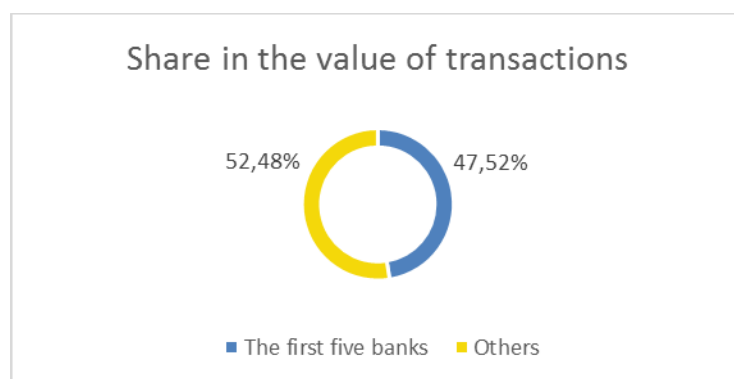
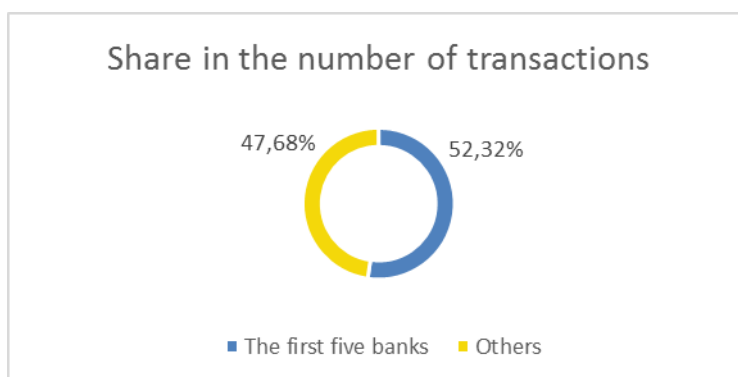
	Number of transactions	Share in the total number of transactions	Value in KM	Share in the total value
RTGS	77.464	2,42%	7.201.387.305,08	85,02%
Giro Clearing	3.123.517	97,58%	1.268.481.747,37	14,98%
TOTAL:	3.200.981	100,00%	8.469.869.052,45	100,00%





Period	RTGS		Giro Clearing		Total	
	Number of transactions	Value of transactions	Number of transactions	Value of transactions	Number of transactions	Value of transactions
January 2019/2018	-0,2% decrease	14,5% increase	-1,7% decrease	1,2% increase	-1,6% decrease	12,3% increase

The five banks with the largest share in the number of transactions in RTGS and Giro Clearing system account for 52,32% of the total number of RTGS and Giro Clearing transactions and 47,52% of the total value of the same.



During the month of January, there was no delay in the RTGS and the Gyro clearing system, and the availability of the systems were 100%.